


Accessing the Pulse Quick Reference Guide

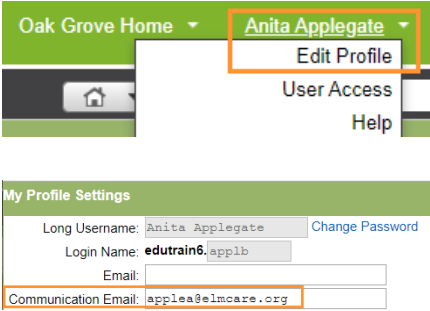
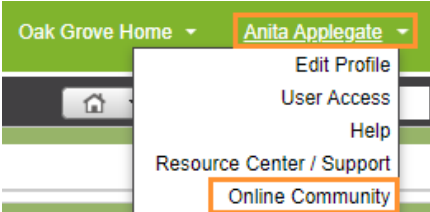
[Click here for video: Accessing PointClickCare Pulse Online Community - 1 minute.](#)

This quick reference guide provides the steps required to go to the Pulse.

The Pulse is a secure website PointClickCare provides for an online customer community. In the Pulse you can:

- join discussions topics and categories to collaborate and share ideas and best practices with other PointClickCare customers.
- stay informed through information PointClickCare provides such as industry news, regulatory resources, solution highlights, webinars and events.
- visit Resources > Release to see release newsletters.

 **NOTE**
To use the Pulse, you must specify an email for communications in My Profile Settings. You can use your work or personal email, or a general email for your facility department.

Step	Action	Application View
1.	<p>To add a communication email</p> <ol style="list-style-type: none"> 1. Click your Username. 2. Click Edit Profile. 3. In Communication Email, type your email. 4. Click Save. 	
2.	<p>To open the Pulse</p> <ol style="list-style-type: none"> 1. Click your Username. 2. Click Online Community. 	

If you do not see the Online Community option, contact your Customer Success Manager.

If your role does not have you logging into PointClickCare core application often, ensure your communication email is entered in your PointClickCare profile, step 1 above, then bookmark this [direct link](#) . Use your PointClickCare orgcode.username and password to login directly to Pulse.



NOTE

The Pulse supports the following browsers and operating systems:

Desktop / Web Browsers

Browser	Operating System	Operating System Version	Browser Version
Chrome	Windows	Windows 7, 8.1, 10	Last 2 versions
	Mac OSX	El Capitan, Sierra, High Sierra	
Firefox	Windows	Windows 7, 8.1, 10	Last 2 versions
	Mac OSX	El Capitan, Sierra, High Sierra	
Safari	Mac OSX	El Capitan, Sierra, High Sierra	Last 2 versions
Microsoft Edge	Windows	Windows 10	Last 2 versions
Internet Explorer*	Not Supported	Not Supported	Not Supported

* Please note: As of September 1, 2019 Internet Explorer is no longer officially supported.